
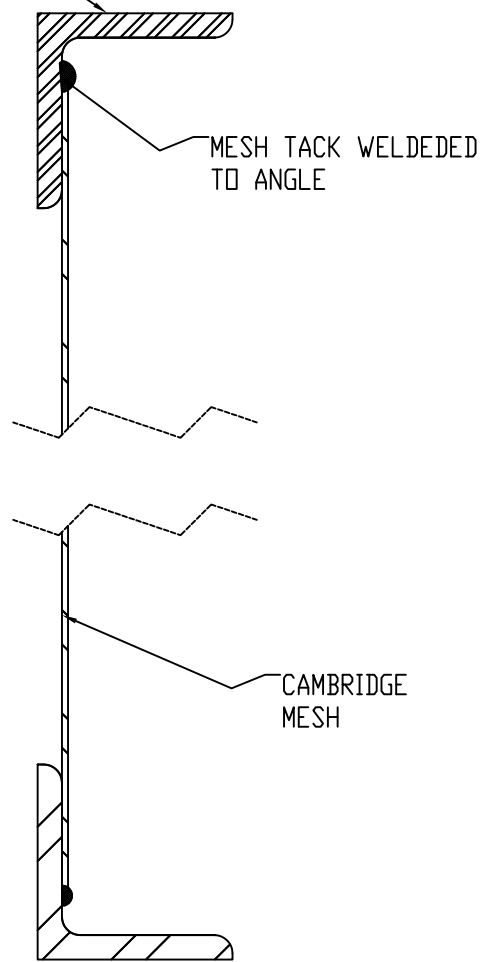


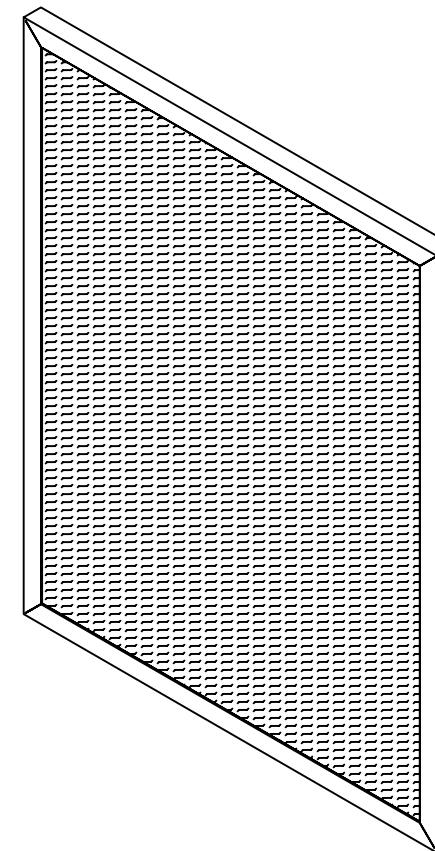
NOTE:
 * ANGLE SIZE WILL DEPEND ON SIZE OF OVERALL PANEL.



*STAINLESS STEEL ANGLE FRAME



SECTION A-A



<p>PROPRIETARY NOTICE: THIS DRAWING CONTAINS PROPRIETARY INFORMATION AND IS LOANED, SUBJECT TO RECALL AT ANY TIME. INFORMATION CONTAINED HEREON SHALL NOT BE USED IN ANY MANNER CONTRARY TO THE INTERESTS OF ITS OWNER.</p>	<p>CAMBRIDGE ARCHITECTURAL 105 B GOODWILL RD., CAMBRIDGE, MD 21613 TOLL FREE - 866 806 2385 WWW.ARCHITECTURALMESH.COM</p>	CUSTOMER: CAMBRIDGE ARCH.	INST. REF: D
		TITLE: ANGLE FRAME	SCALE: .
		DRAWN BY: DATE: -	DRAWING NO. -
		REV: -	REV: -